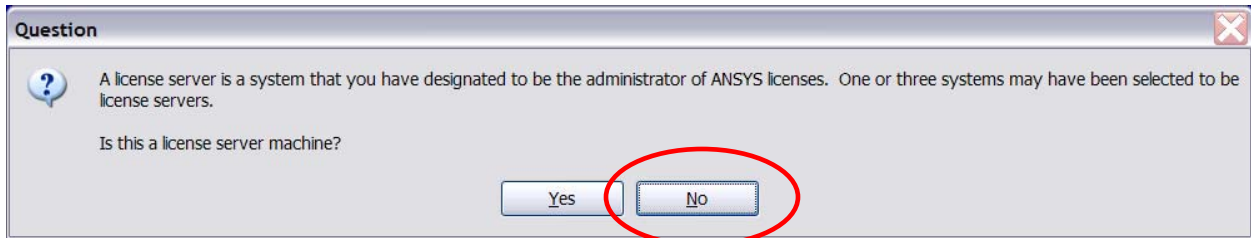


There are two ANSYS products available for install: *ANSYS Classic* and *ANSYS Workbench*. I recommend that you install them both, but it is not required.

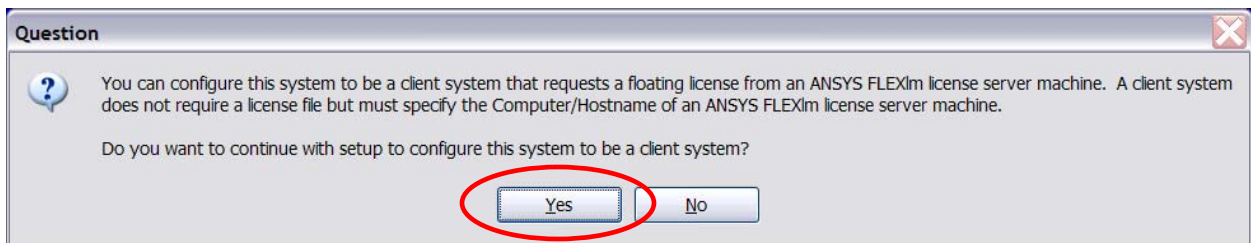
They are located at “I:\soft_dist\ANSYS”. They are sorted by architecture and version.

Execute the “setup.exe” in the desired architecture/version folder and follow the prompts.

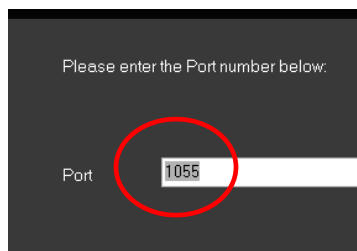
When it asks “Is this a license server machine?”, click “No”.



When it asks “if you want to configure the system as a client system?”, click “yes”.



If it asks for a license server port number, use port number “1055” without the quotes.



If it asks for a license server hostname, use “fermi-cadsrv-1” without the quotes.

